

#FY2025Results
#CreatingValue
#AccessHoldings



Full Year
2025
Results 

#FY2025Results
#CreatingValue
#AccessHoldings



~~₹~~5.53 trillion

+53%
5 year CAGR

Gross Earnings

Full Year
2025
Results 

#FY2025Results
#CreatingValue
#AccessHoldings



₹ 1.36 trillion

+46%
5 year CAGR

Net Interest
Income

Full Year
2025
Results 

#FY2025Results
#CreatingValue
#AccessHoldings



~~₹~~3.17 trillion

+50%
5 year CAGR

Operating Income

Full Year
2025
Results 

#FY2025Results
#CreatingValue
#AccessHoldings



~~₹~~ 1.01 trillion

+55%
5 year CAGR

Profit Before
Tax

Full Year
2025
Results 

#FY2025Results
#CreatingValue
#AccessHoldings



₹16.24 trillion

+38%
5 year CAGR

Loans and Adv.

Full Year
2025
Results 

#FY2025Results
#CreatingValue
#AccessHoldings



₹34.56 trillion

+49%
5 year CAGR

Customer Deposits

Full Year
2025
Results 

#FY2025Results
#CreatingValue
#AccessHoldings



₹51.56 trillion

+45%
5 year CAGR

Total Asset

Full Year
2025
Results 

#FY2025Results
#CreatingValue
#AccessHoldings



~~₹~~4.33 trillion









+42%
5 year CAGR

SHF

Full Year
2025
Results 

#FY2025Results
#CreatingValue
#AccessHoldings



¥5.53 trillion	 53%	Gross Earnings
¥1.36 trillion	 46%	Net Interest Income
¥3.17 trillion	 50%	Operating Income
¥1.01 trillion	 55%	Profit Before Tax
¥16.24 trillion	 38%	Loans and Adv.
¥34.56 trillion	 49%	Customer Deposits
¥51.56 trillion	 45%	Total Asset
¥4.33 trillion	 42%	SHF